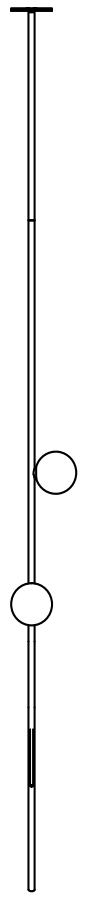



325mm




790mm

Product	Shida 2
Lamp type	240V G9
Supplied lamp	3.5W 3000K dimmable LED x 2
Drop length	As specified (minimum 1400mm)
Weight	5kg
Ceiling mount	Recessed
Finishes	Brass and plated finishes (Pictured in Dark Bronzed Brass).

Brass finishes



Dark Bronzed Brass



Bronzed Brass

Plated finishes

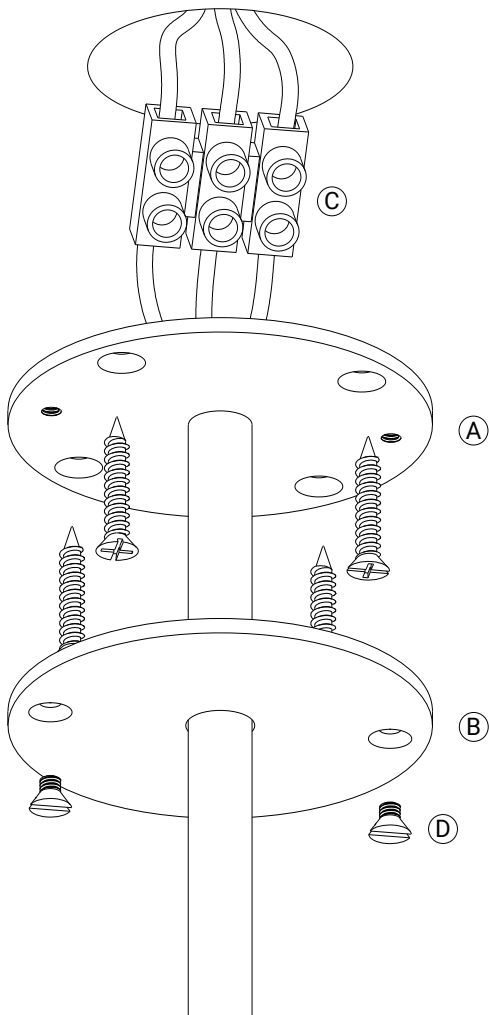


Chrome



Brushed Nickel

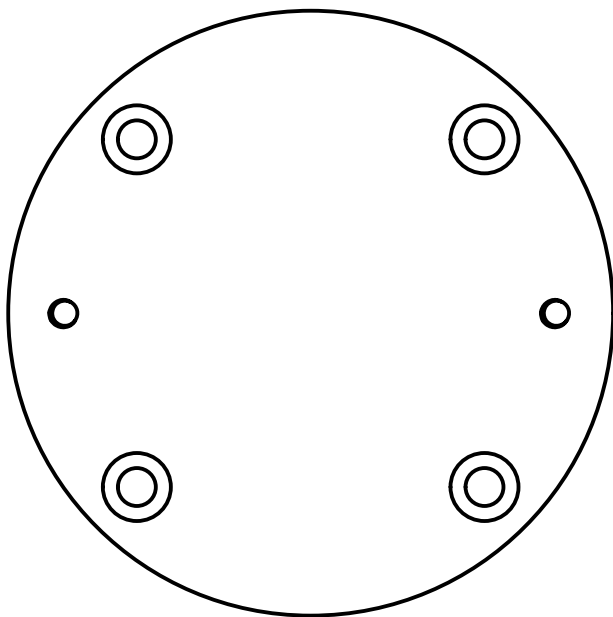
*Each hand finished surfaces are unique and variations may occur.



Installation - recessed ceiling mount

1. Make sure to turn off the main power before installation.
2. Drill \varnothing 35 - 50mm hole to the ceiling to allow the terminal block (C) to fit through.
3. Connect live wires to the fitting (A) using the terminal block (C) supplied.
4. Place wiring into the ceiling, and attach the fitting (A) to the ceiling by appropriate screws (not included).
5. Carefully slide up the cover plate (B), then secure it with the ceiling mount screws (D).
6. Insert the supplied bi-pin lamps to the lampholders.
7. Screw in the glass shades to the lampholders.
8. Turn on the main power.

Caution: Installation must be performed by certified electrician.



74mm



3mm

\varnothing 100mm